



RANCHO SANTA FE FIRE PROTECTION DISTRICT BOARD OF DIRECTORS MEETING AGENDA

Rancho Santa Fe FPD
Board Room – 18027 Calle Ambiente
Rancho Santa Fe, California 92067

June 12, 2013
Regular Meeting

RULES FOR ADDRESSING BOARD OF DIRECTORS

Members of the audience who wish to address the Board of Directors are requested to complete a form near the entrance of the meeting room and submit it to the Board Clerk.

Any person may address the Board on any item of Board business or Board concern. The Board cannot take action on any matter presented during Public Comment, but can refer it to the Administrative Officer for review and possible discussion at a future meeting. As permitted by State Law, the Board may take action on matters of an urgent nature or which require immediate attention. The maximum time allotted for each presentation is FIVE (5) MINUTES.

Pledge of Allegiance

1. Roll Call

2. Public Comment

3. Special Presentation

a. Badge Presentations

- i) Presentation of Fire District Badges by Fire Chief Michel will be presented to:
 - Ray Ligtenberg, Captain
 - Trever Krueger, Engineer

All items listed on the Consent Calendar is considered routine and will be enacted by one motion without discussion unless Board Members, Staff or the public requests removal of an item for separate discussion and action. The Board of Directors has the option of considering items removed from the Consent Calendar immediately or under Unfinished Business.

4. Consent Calendar

a. Board of Directors Minutes

- i) Board of Directors minutes of May 15, 2013

ACTION REQUESTED: **Approve**

b. Receive and File

- i) Monthly/Quarterly Reports – ACTION REQUESTED: **Information**

(1) List of Demands

Check 23957 thru 24057 for the period May 1 – 31, 2013 totaling: \$ 420,561.63

Payroll for the period May 1 - 31, 2013 \$ 431,946.42

TOTAL DISTRIBUTION \$ 852,508.05

(2) Activity Reports – May 2013

- Operations
- Training
- Fire Prevention

(3) District Articles

(4) Correspondence - letters/cards were received from the following members of the public:

- Ventura County Fire Protection District
- Douglas family

6. Old Business

- a. None

7. New Business

a. Fixed Charge Special Assessment for Weed Abatement

To discuss and/or approve a special assessment Parcel No. 267-410-09, and 265-380-25 for nonpayment of forced abatement fees. [Staff Report 13-11](#)

ACTION REQUESTED: **Approve and deliver special assessment for nonpayment of fees to the County of San Diego**

b. Preliminary Budget FY14

To discuss and/or approve the preliminary budget for the next fiscal year, and schedule a public hearing for final adoption.

ACTION REQUESTED: **Adopt and set public hearing**

8. Oral Report

a. Fire Chief – Michel

- i) San Dieguito Ambulance Service Request for Proposal (RFP)
- ii) Deputy Chief Testing

b. Operations – Deputy Chief

c. Training – Battalion Chief

d. Fire Prevention – Fire Marshal/Deputy Fire Marshal

e. Administrative Manager

f. Board of Directors

- i) North County Dispatch JPA – Update
- ii) County Service Area – 17 – Update
- iii) Comments

9. Adjournment



RANCHO SANTA FE FIRE PROTECTION DISTRICT
Board of Directors Regular Meeting Agenda
Wednesday, June 12, 2013 1:00 pm PT

CERTIFICATION OF POSTING

I certify that on June 5, 2013 a copy of the foregoing agenda was posted on the District's website and near the meeting place of the Board of Directors of Rancho Santa Fe Fire Protection District, said time being at least 72 hours in advance of the meeting of the Board of Directors (Government Code Section 54954.2)

Executed at Rancho Santa Fe, California on June 5, 2013

Karlana Rannals
Board Clerk



RANCHO SANTA FE FIRE PROTECTION DISTRICT
SPECIAL BOARD OF DIRECTORS MEETING
in lieu of regular meeting
MINUTES – May 15, 2013

President Ashcraft called to order the regular session of the Rancho Santa Fe Fire Protection District Board of Directors at 1:00 pm.

Pledge of Allegiance

Battalion Chief Fred Cox led the assembly in the *Pledge of Allegiance*.

1. Roll Call

Directors Present: Ashcraft, Hillgren, Malin, Tanner

Directors Absent: Hickerson

Staff Present: Tony Michel, Fire Chief; Darrin Ward, Deputy Chief; Bret Davidson, Battalion Chief; Fred Cox, Battalion Chief; Chris Galindo Battalion Chief/Fire Marshal; Renee Hill, Deputy Fire Marshal; Mary Murphy, EMS Coordinator, and Karlana Rannals, Board Clerk

2. Public Comment

No one requested to speak to the board.

3. Special Presentation

a. Air Ambulance Use

EMS Coordinator Murphy provided to the board an overview of air ambulance use for emergency incidents, which included statistics on number of times an air ambulance is used and response times.

4. Motion waiving reading in full of all Resolutions/Ordinances

MOTION BY DIRECTOR MALIN, SECOND BY DIRECTOR HILLGREN, CARRIED 4 AYES; 0 NOES; 1 ABSENT; 0 ABSTAIN to waive reading in full of all resolutions/ordinances.

5. Consent Calendar

MOTION BY DIRECTOR MALIN, SECOND BY DIRECTOR HILLGREN, CARRIED 4 AYES; 0 NOES; 1 ABSENT to approve the Consent Calendar as submitted.

a. Board of Directors Minutes

MOTION BY DIRECTOR MALIN, SECOND BY DIRECTOR HILLGREN, CARRIED 4 AYES; 0 NOES; 1 ABSENT to approve the Board of Directors minutes of April 10, 2013.

b. Receive and File

MOTION BY DIRECTOR MALIN, SECOND BY DIRECTOR HILLGREN, CARRIED 4 AYES; 0 NOES; 1 ABSENT to receive and file:

i) Monthly/Quarterly Reports

(1) List of Demands

Check 23780 thru 23876 the period April 1 – 30, 2013 totaling:	\$ 296,418.10
Payroll for the period April 1 – 30, 2013	\$ 424,632.96
TOTAL DISTRIBUTION	\$ 721,051.06

(2) Activity Reports – April 2013

- Operations
- Training
- Fire Prevention

(3) District Articles

(4) Correspondence

- Johnson
- Fireman's Fund

6. Old Business

- a. None

7. New Business

- a. Article XIII B California Constitution Appropriation Limit

Ms. Rannals summarized the staff report provided. She recommended that the Board of Directors select the following formula to calculate the District's new appropriation limit for the 2012/2013 fiscal year:

Change in California per capital personal income (5.12%) for the Cost of Living Factor, and
Change in population within the unincorporated area of San Diego County (.8%).

MOTION BY DIRECTOR MALIN, SECOND BY DIRECTOR HILLGREN, CARRIED 4 AYES; 0 NOES; 1 ABSENT; 0 ABSTAIN to accept staff's recommendation for calculation of the District's appropriations limit.

8. Public Hearing

- a. Ordinance No. 2013-01

President Ashcraft opened and closed the Public Hearing, there being no one desiring to speak to the ordinance.

9. Resolution/Ordinance

- a. Resolution No. 2013-07

Ms. Rannals informed the Board that this resolution required by the County of San Diego must be renewed annually. If adopted, the special tax will continue at \$10.00 per benefit unit for FY14.

MOTION BY DIRECTOR TANNER, SECOND BY DIRECTOR MALIN, and ADOPTED Resolution No. 2013-07 entitled a *Resolution of the Board of Directors of the Rancho Santa Fe Fire Protection District Establishing the Benefit Charges for fiscal year 2013/2014* on the following roll call vote:

Minutes

Rancho Santa Fe Fire Protection District Board of Directors

May 15, 2013

Page 3 of 5

AYES: Ashcraft, Hillgren, Malin, Tanner
NOES: None
ABSTAIN: None
ABSENT: Hickerson

b. Resolution No. 2013-08

Ms. Rannals informed the Board that this resolution required by the State of California reflects the Board's action of selecting the formula to calculate the District's appropriations limit.

MOTION BY DIRECTOR MALIN, SECOND BY DIRECTOR HICKERSON, and ADOPTED Resolution No. 2013-08 entitled a *Resolution of the Board of Directors of the Rancho Santa Fe Fire Protection District Determining the 2013/2014 Appropriations of Tax Proceeds* on the following roll call vote:

AYES: Ashcraft, Hillgren, Malin, Tanner
NOES: None
ABSTAIN: None
ABSENT: Hickerson

c. Ordinance 2013-01

Deputy Fire Marshal Hill summarized the staff report, which provided a summary of the requested review and revisions from the previous readings. If adopted, the revised fee schedule is effective July 1, 2013. Staff responded to questions from the board.

MOTION BY DIRECTOR HILLGREN, SECOND BY DIRECTOR TANNER, and ADOPTED Ordinance No. 2013-01 entitled *An Ordinance of the Board of Directors of the Rancho Santa Fe Fire Protection District Adopting Fees for Services by Reference to the California Health and Safety Code Section 13916 and Section 13919 and repealing Ordinance 2009-01* on the following roll call vote:

AYES: Ashcraft, Hillgren, Malin, Tanner
NOES: None
ABSTAIN: None
ABSENT: Hickerson

10. Oral Reports

a. *Fire Chief – Michel*

i) District Activities

- (1) RSF Rotary Club Meeting @ RSF3: the event held April 23rd was well attended and appreciated by the Rotarians.
- (2) County Wildland Drill – May 21-23, 2013: he informed the board that RSF personnel will participate in the drill being held at Barona. He invited board members to attend with him on May 22nd.

- (3) County Operational Wildland Forum: he reports that CalFIRE is already at full staffing, which is earlier than in past years. The fire outlook is above normal and fire professionals are predicting a very busy year. The May fuel moisture is similar to the typical fuel moisture for July.
 - ii) Promotions: because of the retirement of Captain Terry Gibson, Ray Ligtenberg promoted to Captain, and Trevor Krueger promoted to Engineer.
 - iii) Cooperative Efforts: a reporter from Coast News newspaper contacted him regarding the district's decision to withdraw from the cooperative efforts. He is considering a district only function so that the service awards and the Firefighter of the Year can be awarded. The board supported the suggestion.
- b. *Operations – Deputy Chief Ward*
- i) Chief Ward reported on the following topics:
 - (1) Call activity:
 - o 221 calls last month, approximately 9.3% increase to date over last year.
 - o No fire loss the previous month
 - (2) Weather outlook continues to be dry.
- c. *Training – Battalion Chief Davidson* Chief Davidson summarized the monthly training activity, which included:
- i) Probationary testing
 - ii) Wildland refresher, instructed by Battalion Chief Gibbs and Captain Mertz
 - iii) Zone terrorism training
 - iv) Live fire training (San Marcos)
 - v) EMS drills
 - vi) Defibrillator monitor trial study
- d. *Fire Prevention - Deputy Fire Marshal (Renee Hill)*
- i) Large increase in new construction square footage – 32 new structure
 - ii) A second presentation was provided to the 4S Ranch community for the maintenance of residential fire sprinkler program
- e. *Administrative Manager - Rannals*
- i) No report
- f. *Board of Directors*
- i) North County Dispatch JPA – Update – Director Ashcraft: next meeting is planned for May 23, 2013.
 - ii) County Service Area 17 – Update – Director Hickerson: Chief Michel gave a summary of the ad hoc committee meeting that was asked to develop a policy for compensation for the EMS Coordinator position.
 - iii) Comments:
 - (1) None

Ten-minute recess

11. Closed Session

Pursuant to Section 54957, the Board of Directors met in closed session from 2:00 – 2:57 pm to discuss the following:

PUBLIC EMPLOYMENT

Title: Fire Chief

Upon reconvening, President Ashcraft reported that the matter listed was discussed and the Board of Directors took no action.

12. Adjournment

Meeting adjourned at 2:59 pm.

Karlana Rannals
Secretary

James H Ashcraft
President

Rancho Santa Fe Fire Protection District

List of Demands
May 2013

<i>Check</i>	<i>Amount</i>	<i>Vendor</i>	<i>Amount</i>
23957	\$919.18	067 Eatery Inc.	Meetings/Meal Expenses/Misc Reimbursable
23958	\$43.95	4S Ranch Gasoline & Carwash LP	Car Wash
23959	\$354.00	Accme Janitorial Service Inc	Building ADMIN
23960	\$250.00	AFSS Conference	Admin - Local Conf/Seminars
23961	\$125.40	All Star Fire Equipment, Inc.	Breathing Apparatus
23962	\$1,307.06	AT&T Calnet 2	Telephone RSF2,3,4
23963	\$897.00	C.A.P.F.	Disability/Life Insurance
23964	\$1,102.44	Complete Office of California Inc	Office Supplies
23965	\$1,578.24	Corporate Clothiers Inc	Uniform - Safety Personnel
23966	\$449.97	Daniels Tire Service Inc	Scheduled - ID 0384, 0981
23967	\$1,601.58	Direct Energy Business - Dallas	Elec/Gas/Propane RSF1
23968	\$922.95	Engineered Mechanical Services Inc	Building RSF1,4
23969	\$3,032.89	Guardian Life Insurance Co	Medical Insurance
23970	\$61.21	Life-Assist Inc	CSA-17 - Supplies
23971	\$2,264.28	North County EVS Inc	Scheduled - ID 0982, Repair - ID 0312,0211,9511
23972	\$1,902.21	Parkhouse Tire, Inc.	Tires & Tubes
23974	\$195.00	Skyriders Window Cleaning Inc	Building ADMIN
23975	\$2,370.00	Symphony Asset Pool XVII LLC	Cielo HOA Fees
23976	\$57.00	Terminix International	Building RSF2
23977	\$2,238.69	The SoCo Group Inc	Gasoline & Diesel Fuel
23978	\$1,402.95	ThyssenKrupp Elevator Inc	Elevator Service, NCDJPA
23979	\$1,351.09	Transamerican Mailing & Fulfillment Inc	Postage - Prevention annual mailing
23980	\$51.25	U P S	Shipping Service
23981	\$7,186.84	U S Bank Corporate Payment System	Cal-Card./IMPAC program
23982	\$841.74	Verizon Wireless	Telephone - Cellular
23983	\$961.48	Waste Management Inc	Trash Disposal RSF1,2,3,4
23984	\$225.00	Willis, Erwin L.	Computer Equipment/Parts Reimbursement
23985	\$115.00	A to Z Plumbing Inc	Building RSF1
23986	\$584.98	Advanced Communications Systems Inc	Radio (Portable) Repair
23987	\$274.75	AT&T Calnet 2	Telephone RSF1,3, ADMIN, NCDJPA
23988	\$17,737.00	City of Solana Beach	Salary - Cooperative Efforts (DM-DB-ENC)
23989	\$100.00	Communications Equipment Co	Equipment - Minor
23990	\$343.43	Complete Office of California Inc	Office Supplies

Rancho Santa Fe Fire Protection District

List of Demands May 2013

Check	Amount	Vendor	Amount
23991	\$31.87	Daniels Tire Service Inc	Scheduled - ID 0383
23992	\$165.91	Fender Mender Inc	Repair - ID 1281
23993	\$2,700.00	FireStats	GIS Services
23994	\$1,020.00	Fitch Law Firm Inc	Legal Services
23995	\$133.92	NCB Sales & Service of Restaurant Equip	Repair Machines & Office Equipment
23996	\$8,966.04	North County EVS Inc	Scheduled - ID 0311,0561, 0312 & Repair - ID 0311
23997	\$895.89	Olivenhain Municipal Water District	Water RSF2,3,4
23998	\$127,949.17	PERS	PERS (Employer Paid)
23999	\$568.75	Rose Business Solutions Inc	Consulting Services
24000	\$700.00	Santa Fe Irrigation District	NCDJPA
24001	\$422.81	TelePacific Communications	Telephone ADMIN
24002	\$725.00	Teleque on Fire	Building RSF1
24003	\$92.51	U P S	Shipping Service
24004	\$904.42	Uniforms Plus	Uniform - Safety Personnel
24005	\$5,500.00	WinTech Computer Services	Consulting Services
24006	\$322.95	AT&T Calnet 2	Telephone RSF2,4, ADMIN & NCDJPA
24007	\$204.77	Blend	Outside Printing & Binding
24008	\$2,481.50	County of SD/RCS	800 MHz Network Admin Fees & CAP Code Paging Service
24009	\$575.00	Dept. of Industrial Relations	Permits - County/City & NCDJPA
24010	\$731.32	Engineered Mechanical Services Inc	Building RSF1
24011	\$236.55	Fender Mender Inc	Repair - ID 1281
24012	\$266.73	Metro Fire & Safety Inc	CERT Program
24013	\$28.49	Napa Auto Parts Inc	Apparatus Parts & Supplies
24014	\$3,411.03	North County EVS Inc	Scheduled - ID 0311
24015	\$32.50	Olson's Hand Car Wash Inc	Car Wash
24016	\$40,000.00	Rancho Santa Fe Fire Protection District	Interfund Transfer
24017	\$6,146.87	San Diego Gas & Electric	Elec/Gas/Propane RSF 1, 2, 3, 4, ADMIN
24018	\$248.38	Shore, Stuart W.	Furnishings - General Reimbursement
24019	\$32.00	State of CA Dept of Justice	Background Investigation - Employment
24020	\$250.04	The San Diego Union-Tribune, LLC	Advertising
24021	\$5,078.05	The SoCo Group Inc	Gasoline & Diesel Fuel
24022	\$15.01	U P S	Shipping Service
24023	\$89.79	Uniforms Plus	Uniform - Prevention

Rancho Santa Fe Fire Protection District

List of Demands
May 2013

<i>Check</i>	<i>Amount</i>	<i>Vendor</i>	<i>Amount</i>
24024	\$296.45	Western Pump, Inc.	Refuel Facility Repair
24025	\$143.82	AT&T	Telephone RSF1,2,3
24026	\$54.99	Cox Communications	Telephone RSF3
24028	\$1,693.91	Direct Energy Business - Dallas	Elec/Gas/Propane RSF1
24029	\$25,410.75	Downtown Ford Sales, INC.	2013 Ford Escape SE
24030	\$563.04	Engineered Mechanical Services Inc	Building RSF1
24031	\$1,000.00	Fender Mender Inc	Repair - ID 1281
24032	\$3,064.43	Guardian Life Insurance Co	Medical Insurance
24033	\$58,355.61	Health Net	Medical Insurance
24034	\$217.00	Hernandez, Michael	CSA-17 - Supplies Reimbursement
24036	\$1,812.65	Home Depot, Inc	Apparatus - Miscellaneous, Battery's - Apparatus, Radio Batteries, Training - Equipment/Supplies, Propane (Cooking), Janitorial Supplies, Public Information, Station Maintenance Admin-10,2,3,4
24037	\$1,230.00	JPBLA Inc	Consulting Services - Prevention
24038	\$11,829.24	Kaiser Permanente	Medical Insurance
24039	\$1,108.80	Liebert Cassidy Whitmore	Legal Services
24040	\$210.00	Mosby, Dale	Class B License & School Education/Training Reimbursements
24041	\$5,669.84	North County EVS Inc	Scheduled - ID 0261, 0211 & Repair - ID 0811,0211,0261
24042	\$200.00	Rainville, Greg D.	School Education/Training Reimbursement
24043	\$8,615.64	Silverado Avionics Inc	Radio Equipment Replacement
24044	\$285.00	Smith, Grant	School Education/Training Reimbursement
24045	\$16.73	Staples Advantage	Office Supplies
24046	\$542.61	The Lincoln National Life Ins Co	Disability/Life Insurance
24047	\$4,399.84	The SoCo Group Inc	Gasoline & Diesel Fuel
24048	\$32.35	U P S	Shipping Service
24049	\$217.02	Complete Office of California Inc	Office Supplies
24050	\$817.51	Engineered Mechanical Services Inc	Building RSF1
24052	\$18,170.10	North County Dispatch JPA	Dispatching
24053	\$315.00	SDCFCA	Meetings/Meal Expenses & CSA-17 - EMS Coordinator
24054	\$260.00	Terminix International	Building RSF1,3,4 & ADMIN
24055	\$509.85	ThyssenKrupp Elevator Inc	Elevator Service
24056	\$12.00	U P S	Shipping Service

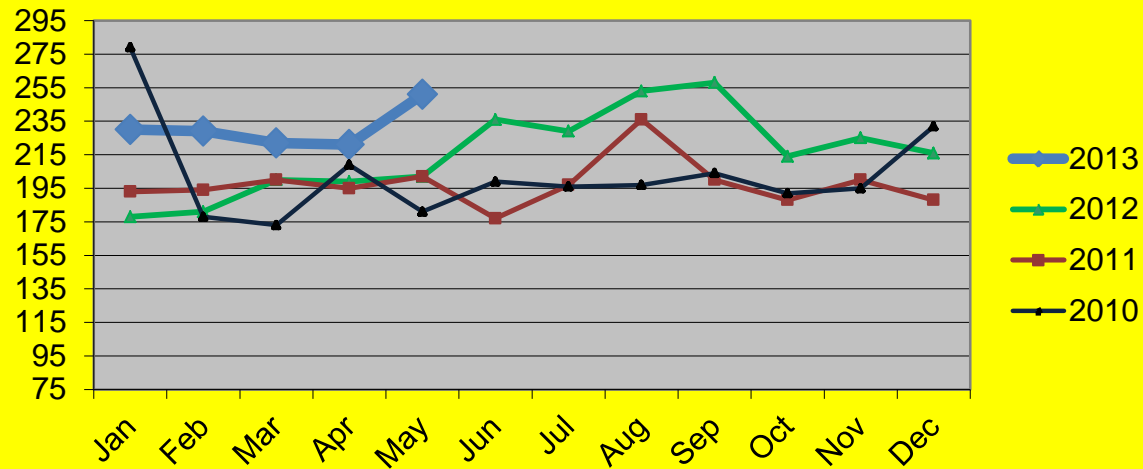
Check	Amount	Vendor	Amount
24057	\$625.27	Uniforms Plus	Uniform - Safety Personnel
EFT00000000000004	\$100.29	Rannals, Karlana	Admin - Meal/Lodging/Travel Reimbursement
Various	\$9,006.06	Various	Medical Reimbursements
Sub-total:		\$420,561.63	
15-May-13	\$248,602.66	RSFFPD	Payroll
30-May-13	\$1,350.36	RSFFPD	Payroll
31-May-13	\$181,993.40	RSFFPD	Payroll
Sub-total:		\$431,946.42	
Total:		\$852,508.05	

May 2013 Operations Report

Rancho Santa Fe Fire Protection District

Incident Response Report

Four Year Monthly Response Comparison



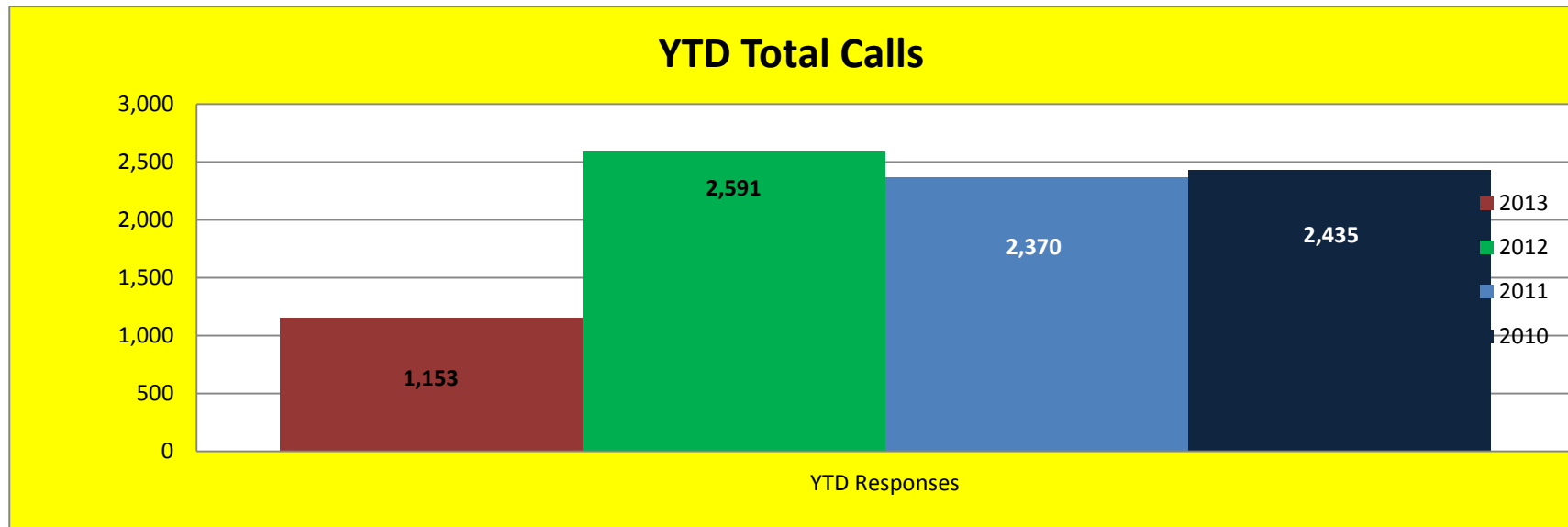
2013	Jan	Feb	Mar	Apr	May	Jun	Jul	Aug	Sep	Oct	Nov	Dec	YTD Responses
Responses	230	229	222	221	251								1,153
YTD	230	459	681	902	1,153								20%

2012	Jan	Feb	Mar	Apr	May	Jun	Jul	Aug	Sep	Oct	Nov	Dec	YTD Responses
Responses	178	181	200	199	202	236	229	253	258	214	225	216	2,591
YTD	178	359	559	758	960	1,196	1,425	1,678	1,936	2,150	2,375	2,591	9.32%

2011	Jan	Feb	Mar	Apr	May	Jun	Jul	Aug	Sep	Oct	Nov	Dec	YTD Responses
Responses	193	194	200	195	202	177	197	236	200	188	200	188	2,370
YTD	193	387	587	782	984	1,161	1,358	1,594	1,794	1,982	2,182	2,370	2.6% decrease

2010	Jan	Feb	Mar	Apr	May	Jun	Jul	Aug	Sep	Oct	Nov	Dec	YTD Responses
Responses	279	178	173	209	181	199	196	197	204	192	195	232	2,435
YTD	279	457	630	839	1,020	1,219	1,415	1,612	1,816	2,008	2,203	2,435	4.7% increase

**Rancho Santa Fe Fire Protection District
Incident Response Report**



Incident Summary by Incident Type

Date Range: From 5/1/2013 To 5/31/2013

Incident Type(s) Selected: All

Incident Type	Incident Count	Used in Ave. Resp.	Average Response Time hh:mm:ss	Total Loss	Total Value
Fire	9	4	00:06:03	\$0.00	\$0.00
EMS/Rescue	112	106	00:04:45	\$0.00	\$0.00
Hazardous Condition	3	1	00:05:47	\$0.00	\$0.00
Service Call	35	1	00:05:42	\$0.00	\$0.00
Good Intent	61	5	00:06:08	\$0.00	\$0.00
False Call	31	27	00:05:37	\$0.00	\$0.00
Blank or Invalid	19	0		\$0.00	\$0.00
Totals	270	144		\$0.00	\$0.00

Note: The incident count used in averages does not include the following:

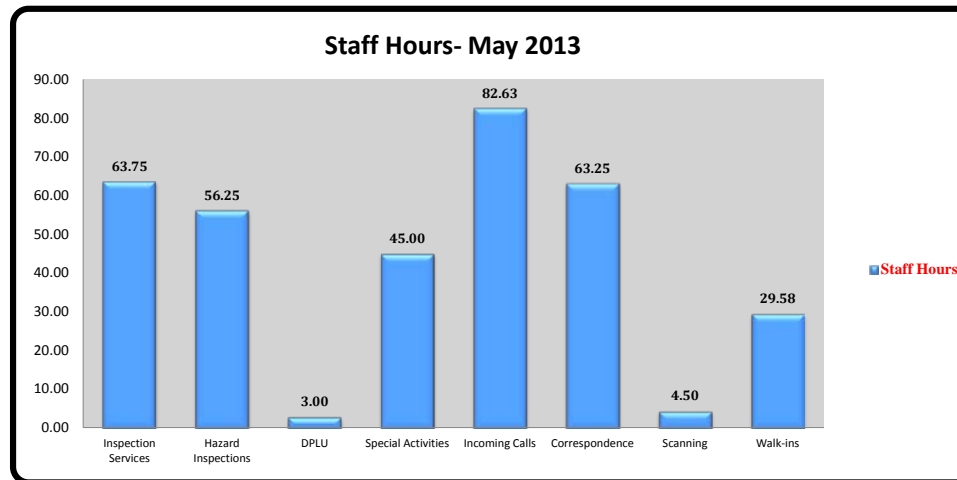
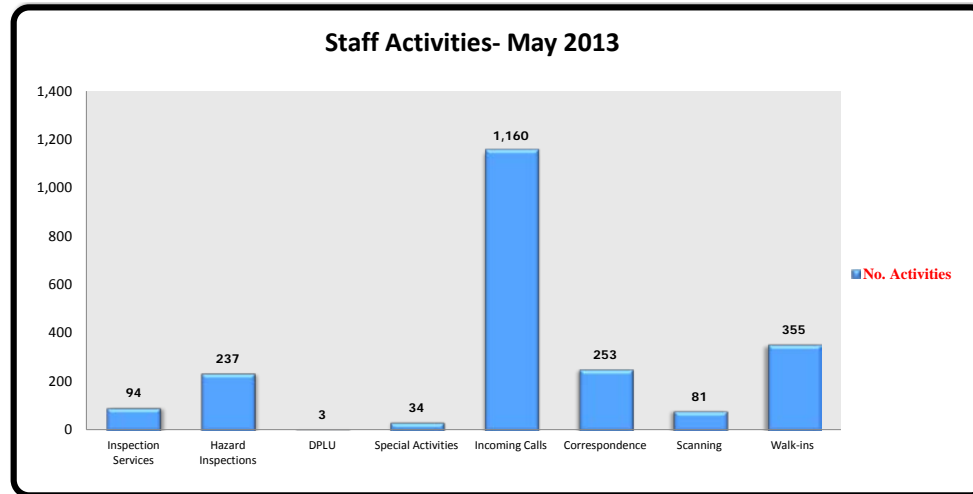
Not Completed incidents, Mutual Aid Given, Other Aid Given, Cancelled in Route, Not Priority, Fill-In Standby, No Arrival and Invalid Dates/Times.

May 2013

May 2013							June 2013						
Su	Mo	Tu	We	Th	Fr	Sa	Su	Mo	Tu	We	Th	Fr	Sa
			1	2	3	4							1
5	6	7	8	9	10	11	2	3	4	5	6	7	8
12	13	14	15	16	17	18	9	10	11	12	13	14	15
19	20	21	22	23	24	25	16	17	18	19	20	21	22
26	27	28	29	30	31		23	24	25	26	27	28	29
							30						

	Sunday	Monday	Tuesday	Wednesday	Thursday	Friday	Saturday
Apr 28 - May 4	Apr 28	29	30	May 1	2	3	4
				City of Del Mar Weekly 9:00am 10:00am ENC T2375/Tour (Station 10:00am 11:00am Turn 1:00pm 5:00pm Wellne 1:30pm 3:30pm Simulat	Solana Beach: Reminda 8:00am 8:30am RT - 130 (RSF/CBD) 10:30am 11:30am Stati 11:30am 1:30pm E261 1:15pm 5:00pm Wellne	8:00am 8:30am RT - 130 (Carlsbad Safety Center)	8:00am 8:30am RT - 130 (RSF/CBD) 11:00am 1:00pm ENC 2312/Fire Engine&Crew (1888 Montgomery/Cardiff
May 5 - 11	5	6	7	8	9	10	11
	B Shift	1:00pm 2:00pm ENC 2312/Get to know Each Other (Station 2:00pm 3:00pm ENC 2311/Get to know Each Other (Station	8:00am 8:30am EMS (ENC / RSF) 9:00am 10:00am PPE Sizing RSF (RSF Station 1) - Chris K. Danner	Solana Beach Captains 8:30am 10:00am Solana Beach Monit 9:15am 10:15am Station Tour (Station 1:00pm 2:00pm ENC T-	8:00am 8:30am EMS Zoll Orientation (EN 1:00pm 4:00pm PERS meeting (Del Mar Po 1:15pm 5:00pm Wellness (San Diego	8:00am 3:00pm VHF Radio Reprogramming - Tim Wood 8:00am 8:30am EMS (ENC /RSF)	A Shift
May 12 - 18	12	13	14	15	16	17	18
	B Shift	Sexual Harrassment (E 10:00am 12:00pm Tower Training (RSF 11:00am 12:00pm Carpet measurement 2:00pm 3:00pm ENC 23	RCS Refresher class (C 9:00am 12:00pm Probationary Firefighter Combo D 3:00pm 4:00pm ENC T2375/Get to know E	City of Del Mar Weekly RCS Refresher class (C 8:00am 12:00pm 1st quarter Exam (RSF St 1:00pm 5:00pm Wellness (San Diego	8:00am 8:30am EMS (ENC / RSF) 9:45am 10:30am 2312 t 1:00pm 5:00pm Wellne 1:30pm 4:30pm 4th Qu 6:00pm 6:30pm 2311 T	9:00am 12:00pm SDFD Drill Lake Hodges (Lake Hodges Ramp)	B Shift Tree removal (RSF 1) -
May 19 - 25	19	20	21	22	23	24	25
	C Shift 2:00pm 5:00pm Water Safety Day (Noona Family Swim School, 10710 Thornmint Road) - Julie E. Tabe	2311 and or 2375 - Red Flash Group wants to celebrate EMS Week (679 Encinitas Blvd, Suite 211) 8:00am 8:30am A shift	County Wildland Drill	Solana Beach Captains City of Del Mar Weekly County Wildland Drill 8:45am 11:45am Captai 1:15pm 5:00pm Wellne	County Wildland Drill 1:00pm 5:00pm Wellness (San Diego 3:30pm 4:30pm ENC E-2312/Tour (Station	9:00am 9:30am Monterey Ridge Elementary School - 10:30am 11:30am ENC 2313/Fire Safety Pres	B Shift 11:00am 12:00pm ENC 2312/Station Tour (Station #2) - Activity Calendar
May 26 - Jun 1	26	27	28	29	30	31	Jun 1
	A Shift	8:00am 8:30am Memorial Day 9:00am 12:00pm Probationary Exams 1st Quarter (RSF Sta 2) - Activity Calendar	Haz Mat Refresher (C 8:30am 10:30am EMS committee Meeting (Station 2) - Activity 11:00am 11:30am Haz Mat Inspection (Cro	City of Del Mar Weekly Haz Mat Refresher (C 8:30am 9:30am Pack Test (Del Norte High School) - Activity Calendar	Haz Mat Refresher (C 1:00pm 5:00pm Wellness (San Diego Sports Medicine) - A 1:30pm 2:30pm Fire and Haz Mat Inspec	Haz Mat Refresher (C 8:30am 12:00pm Cory Ender (3rd Quarter Exam) - Bret Davids 2:00pm 3:00pm ENC T-2375/Tour (Station	

Fire Prevention Monthly Staff Report May 2013



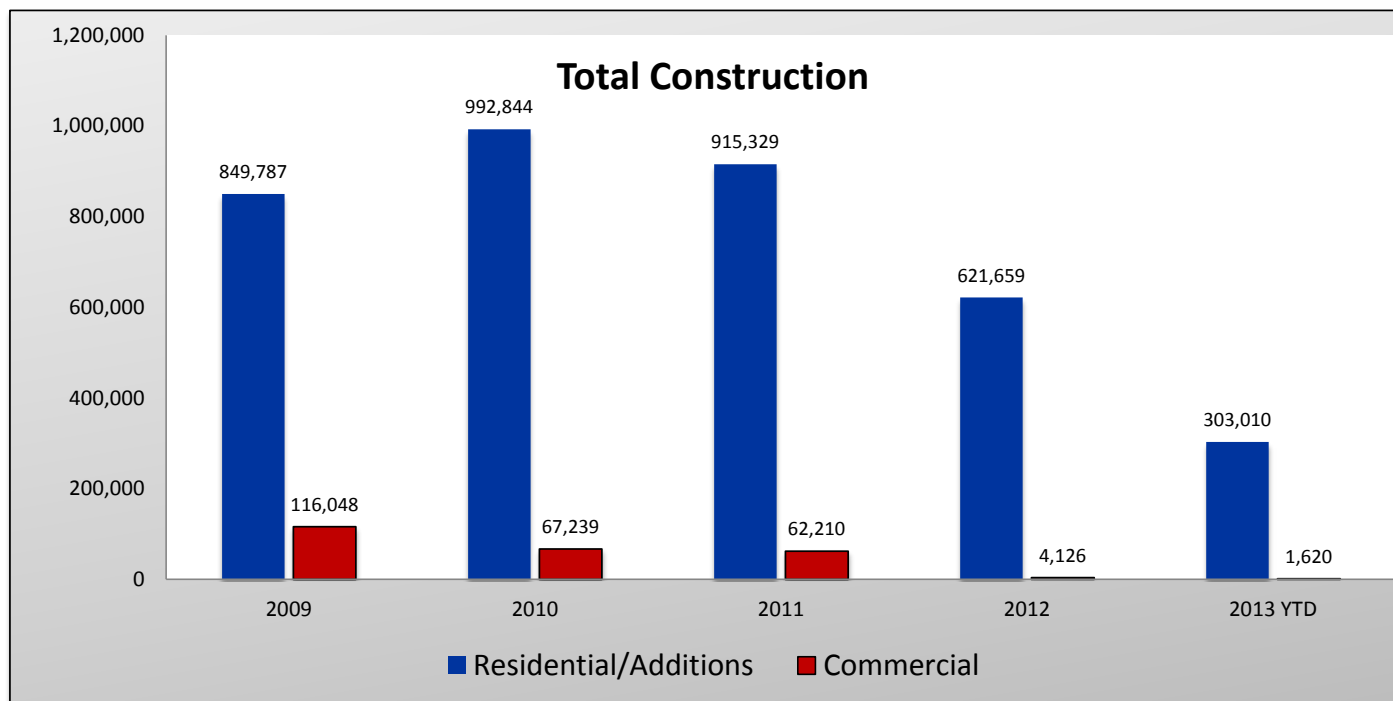
Comparison 2012/2013 Total Monthly Hours/Activities

2012	Jan	Feb	Mar	Apr	May	Jun	Jul	Aug	Sep	Oct	Nov	Dec
Activities	954	833	948	1191	1287	1585	3022	1851	2053	1687	1186	1418
Hours	262.85	169.42	214.77	342.03	281.52	322.38	331.48	305.88	395.3	450.87	215.75	319.05

2013	Jan	Feb	Mar	Apr	May	Jun	Jul	Aug	Sep	Oct	Nov	Dec
Activities	1487	1658	2077	2150	2217							
Hours	241.40	230.15	385.33	329.17	347.97							

NOTE: This summary report is not intended to capture all staff hours worked but only to illustrate activity.

Rancho Santa Fe Fire Protection District
Fire Prevention Bureau -Construction
May 2013



Year	Res/Add	Comm	Total
2009	849,787	116,048	965,835
2010	992,844	67,239	1,060,083
2011	915,329	62,210	977,539
2012	621,659	4,126	625,785
2012 YTD	305,043	1,494	306,537
2013 YTD	303,010	1,620	304,630

Comparison 2012/2013 Total Square Footage

	Jan	Feb	Mar	Apr	May	Jun	Jul	Aug	Sep	Oct	Nov	Dec
2012	32,208	25,725	65,313	124,980	64,041	73,962	73,882	6,960	88,364	23,750	1,132	45,468
2013	47,186	70,209	30,161	133,234	23,840							

Rancho Santa Fe Fire Protection District
Fire Prevention Bureau Monthly Activity Summary
May 2013

PLAN REVIEW

RESIDENTIAL PLAN REVIEWS		
	Number of Structures	Sq Footage
Deputy Fire Marshal	13	6,610
PT Fire Inspectors	0	0
Fire Inspector/Forester	8	14,019
TOTAL	21	20,629
RESIDENTIAL ADDITIONS		
	Original Sq Footage	Added Sq Footage
Deputy Fire Marshal	15,156	2,591
PT Fire Inspectors	0	0
Fire Inspector/Forester	0	0
TOTAL	15,156	2,591
COMMERCIAL PLAN REVIEWS		
	Number of Structures	Sq Footage
Deputy Fire Marshal	0	0
PT Fire Inspectors	0	0
Fire Inspector/Forester	3	620
TOTAL	3	620
TOTAL NEW CONSTRUCTION		
	Sq Footage	
Based on permitted Sq footage	Total Added	23,840
FIRE SPRINKLER REVIEWS		
	Commercial	Residential
Deputy Fire Marshal	2	4
PT Fire Inspectors	0	0
Fire Inspector/Forester	5	2
TOTAL	7	6
TENANT IMPROVEMENTS		
	Number of Structures	Sq Footage
Deputy Fire Marshal	1	980
PT Fire Inspectors	0	0
Fire Inspector/Forester	6	20,250
TOTAL	7	21,230
LANDSCAPE REVIEWS		
	Number of Reviews	Staff Hours
Deputy Fire Marshal	0	0.00
PT Fire Inspectors	0	0.00
Fire Inspector/Forester	45	17.75
TOTAL	45	17.75

Rancho Santa Fe Fire Protection District
Fire Prevention Bureau Monthly Activity Summary
May 2013

SERVICES PROVIDED- FIRE PREVENTION

DPLU -All Staff	Number	Staff Hours
Project Availability Forms	0	0.00
Use Permits	0	0.00
Zaps	0	0.00
Administrative Review	3	3.00
Habit Plans	0	0.00
Approval Letters	0	0.00
CWPP/FPP	0	0.00
TOTAL	3	3.00
INSPECTION SERVICES- All Staff	Number of Inspections	Staff Hours
Undergrounds	1	1.00
Hydros (Fire Sprinklers)	22	13.00
Finals (Structures)	58	42.00
Landscape	10	6.50
Reinspections	1	1.00
Tents/Canopy	1	0.00
Burn Permits	1	0.25
Department of Social Service Licensing	0	0.00
Knox/Strobe	0	0.00
Code Enforcement	0	0.00
Engine Company Follow Up	0	0.00
Misc.	0	0.00
TOTAL	94	63.75
HAZARD INSPECTIONS - All Staff	Number of Inspections	Staff Hours
Weed Abatement Inspection	13	3.00
Weed Abatement Reinspection	20	2.00
1st Notice	169	33.00
2nd Notice	13	2.50
Final Notice	1	0.25
Forced Abatement	0	0.00
Postings	1	0.50
Annual Mailers	0	0.00
Homeowner Meeting	20	15.00
WUI	0	0.00
TOTAL	237	56.25
GRADING -All Staff	Number of Inspections	Staff Hours
Plan Review	1	1.00
TOTAL	1	1.00

Rancho Santa Fe Fire Protection District
Fire Prevention Bureau Monthly Activity Summary
May 2013

ADMINISTRATIVE SERVICES- FIRE PREVENTION

SPECIAL ACTIVITIES/EDUCATION-All Staff	Number	Staff Hours
GIS Mapping	0	0.00
CalFire Crew Projects	0	0.00
Hazmat	0	0.00
Emergency Response/Support	0	0.00
Training Classes	0	0.00
Conferences	1	8.00
Meetings	33	37.00
Other	0	0.00
Supervision	0	0.00
Fuels Reduction	0	0.00
TOTAL	34	45.00
FIRE PREVENTION -All Staff	Number	Staff Hours
Incoming Phone Calls	1,160	82.63
Correspondence	253	63.25
Consultations	46	46.00
Plan Review	91	44.25
Scanning	81	4.50
General Office	0	0.00
TOTAL	1,631	240.63

ADMINISTRATIVE SERVICES- OFFICE SUPPORT

OFFICE COORDINATOR-PREVENTION	Number	Staff Hours
Phone Calls (All Administrative Staff) Internal & External	886	44.30
Correspondence	125	31.25
Walk in/Counter (All Administrative Staff)	355	29.58
Knox Application Request	4	0.33
UPS Outgoing Shipments	3	0.25
Plan Accepted/Routed	91	15.17
Scheduling Inspections, Managing Calendars	65	5.42
Special Projects	10	40.00
Scanning Documents/Electronic Files	50	2.50
Meetings: Admin/Prevention/Admin Shift	8	8.00
Post Office	17	8.00
Deposit runs and preparations	6	3.00
TOTAL	1,620	188

Rancho Santa Fe Fire District
Public Education Coordinator - Monthly Report
May 2013

WEBSITE/INTERNET		Staff Hours
Update existing info & documents:		2.0
<i>Updated home page, news, etc</i>		2.0
New design progress:		1.0
<i>Page final touches</i>		1.0
		0.0
Compile & write new information:		2.0
<i>Fire Prevention Specialist</i>		2.0
		0.0
Social Media		3.0
<i>Facebook "Fans" - 242</i>		2.0
<i>Twitter "Follower" - 746</i>		1.0
TOTAL		8.0
PUBLICATIONS		Staff Hours
Design/write brochures, flyers, etc:		20.0
<i>Tree list</i>		10.0
<i>FPW Revamp</i>		10.0
Fire Wire (quarterly):		0.0
<i>None this month</i>		
TOTAL		20.0
MEDIA RELATIONS		Staff Hours
On-scene Public Information Officer:		0.0
Press Releases:		8.0
<i>Rattlesnakes</i>		2.0
<i>Wildfire Preparedness</i>		2.0
<i>Trails</i>		3.0
<i>Fatal TC</i>		1.0
Other Articles/Stories/Interviews:		0.0
TOTAL		8.0

Rancho Santa Fe Fire District
Public Education Coordinator - Monthly Report
May 2013

EDUCATIONAL PROGRAMS/PRESENTATIONS		Staff Hours
Children's Programs		20.0
<i>Station Tour - 2</i>		2.0
<i>Fire Prevention Week Prep</i>		18.0
Adult Programs:		3.0
<i>Sprinkler Presentation</i>		3.0
TOTAL		23.0
EVENTS		Staff Hours
External/Community Events:		4.0
<i>Water Safety Day</i>		4.0
Internal Events:		0.0
TOTAL		4.0
CONTINUING EDUCATION		Staff Hours
Training Classes:		0.0
Conferences:		0.0
Meetings:		5.0
<i>Staff meetings</i>		5.0
TOTAL		5.0
CLERICAL		Staff Hours
Prevention-related:		54.0
<i>Mailbox, email inbox, phone calls, news clips, etc.</i>		48.0
<i>Phone Calls - 32</i>		6.0
Non-prevention/non-minute related:		24.0
TOTAL		78.0
TOTAL HOURS		146.0

VENTURA COUNTY FIRE PROTECTION DISTRICT

MARK LORENZEN
County Fire Chief



165 Durley Avenue
Camarillo, CA 93010-8586
(805) 389-9710
FAX (805) 388-4356

May 15, 2013

Fire Chief Tony J. Michel
Rancho Santa Fe FPD
P.O. Box 410
Rancho Santa Fe, CA 93067

Dear Chief Michel,

On Thursday, May 2, 2013, at 6:35 a.m., a fire started just off the southbound lanes of Highway 101 in Ventura County. It could not have started at a worse time. We were experiencing strong northeast winds, single-digit relative humidity, and fuel moisture levels that were more reflective of what we should see in August. Needless to say, these factors were all ingredients in a recipe for disaster.

Our call for help went out almost immediately and your agency responded by sending critical resources to assist us in protecting life, property and the environment. Thanks to you, your agency and the professional firefighters you sent, disaster was averted. Your response is evidence that our California mutual aid system does indeed work and is one of the primary reasons we have experienced so many successes in our region. I recognize that no one agency can effectively handle an emergency of this magnitude and appreciate the robust mutual aid response that you were a part of.

On behalf of a grateful community and the men and women of the Ventura County Fire Department, thank you!

Sincerely,



Mark Lorenzen
Fire Chief

Committed to Excellence . . . Delivered with Pride

Words are not enough to
give you the full picture of
the depth of our gratitude!
You all responded to the
call last Wed, 5/8/13 &
recognized that my husband
was having a stroke. He
was off to the side of the
road on Via de Santa Fe
between (3:00pm ^{not sure of exact time} to 3:30pm) - in a
silver Ford work van.
Your recognition of his signs
& symptoms of a stroke &
initiating the "Stroke response &
protocol" saved him & all
of his motor & skills function!!
He was released last Fri 5/10 from
Scripps-La Jolla & is doing great.
Thanks again! Susan Douglas RN

To the Paramedics
on call Last Wed
afternoon 5/8/13,

Got the picture?

You are the greatest
Thanks Again!

Steve Douglas
& Susan (wife)
And all of our
family!

(p.s. If there is a way to find out
who the person was who stopped to
ask Steve if he was OK & then
called 911, we would love to be able
to thank her too! Call us if you can
give us any info 951-698-6515.... we
understand if you can't)

STAFF REPORT

NO. 13-11

TO: BOARD OF DIRECTORS
TONY MICHEL, FIRE CHIEF

FROM: RENEE HILL, DEPUTY FIRE MARSHAL

SUBJECT: APPROVE/AUTHORIZE FIXED CHARGE SPECIAL
ASSESSMENT FOR WEED ABATEMENT

DATE: JUNE 5, 2013



RECOMMENDATION

Staff recommends the Board approve and authorize the administrative staff to deliver the *Weed Abatement Special Assessment* list of non-compliant parcels to the County of San Diego on or before the County's deadline of August 10, 2013.

BACKGROUND

The Fire Prevention Bureau is responsible for the annual weed abatement of properties with hazardous growth that are not maintained by property owners during the spring and summer seasons. Throughout the year, staff has mailed hundreds of hazard notifications to those property owners who have a known or existing fire hazard on their parcel(s). The District maintains a sole source contract with California Tree Service to bring specifically identified parcels into compliance pursuant to Rancho Santa Fe Fire Protection's Ordinance No. 2004-02.

Upon notification by the District, property owners are required to remove the weeds and rubbish and maintain the parcel in accordance with the District's ordinance. Should the property owner fail to comply within a specific period, the District's private contractor will clear the parcel. Those property owners, who are non-compliant, will receive a final notice and an invoice for all costs and fees that are required for abating their parcel(s).

CURRENT SITUATION

This year, the majority of property owners who received notices willingly complied within the time allowed; however, some parcels were ordered cleared by the Fire District. The administrative staff has mailed courtesy notices and invoices to the following non-compliant property owner(s) requesting payment:

PARCEL NUMBER	COST TO ABATE	ADMINISTRATIVE FEE	TOTAL
267-410-09	\$ 995.00	\$ 500.00	\$ 1,495.00
265-380-25	\$ 1,295.00	\$ 500.00	\$ 1,795.00
Totals	\$ 2,290.00	\$ 1,000.00	\$ 3,290.00

STAFF REPORT 13-11

The list of non-compliant property owners will be publicly posted a minimum of (3) three days prior to the Board of Directors meeting on Wednesday, June 12, 2013. Those property owners who fail to pay by this date will remain on the list, which will be delivered to the County of San Diego no later than August 10, 2013 (deadline).

The District attempts to work with the property owner prior to any forced abatement. If forced abatement is required, the administrative staff also makes further attempts to seek reimbursement prior to requesting board action authorizing the special assessment for weed abatement.

The County will reimburse the Fire District for all charges, including the administrative fee, and will include them on the owner's next property tax bills.

Attachment:

1. Weed Abatement Special Assessment List

Rancho Santa Fe Fire Protection District Weed Abatement Special Assessment List

to be sent to the County of San Diego as a special
assessment on property taxes unless paid by
July 12, 2013.

PARCEL NUMBER	COST TO ABATE	ADMINISTRATIVE FEE	TOTAL
267-410-09	\$ 995.00	\$ 500.00	1,495.00
265-380-25	\$ 1,295.00	\$ 500.00	1,795.00

POSTED: June 5, 2013



Karlana Rannals
Secretary
Board of Directors



FY14

Rancho Santa Fe Fire Protection District Financial Plan - Preliminary



Financial Plan

June 2013

**RANCHO SANTA FE FIRE PROTECTION DISTRICT
RANCHO SANTA FE, CALIFORNIA**

**PRELIMINARY OPERATING AND CAPITAL BUDGET
Fiscal Year 14**

Board of Directors

James H. Ashcraft

President

John C. Tanner

Vice President

Thomas R. Hickerson

Director

Nancy C. Hillgren

Director

Randall Malin

Director

Tony J. Michel

Fire Chief

Prepared by:

Karlana Rannals

Administrative Manager

Technical Assistance:

Fred Cox

Battalion Chief

Chris Galindo

Battalion Chief

Mike Gibbs

Battalion Chief

Jim Sturtevant

Battalion Chief

Bret Davidson

Battalion Chief

Renee Hill

Deputy Fire Marshal



MISSION STATEMENT

To protect life, property, and environment through prevention, preparedness, education and emergency response.

OPERATING PHILOSOPHY

The Rancho Santa Fe Fire Protection District strives to:

- provide superior customer service;
- provide a professional, cost effective organization; and
- respond to the needs of the communities we serve.



Rancho Santa Fe Fire Protection District

Preliminary Budget – FY14

The Fire District proposed Operating and Capital Replacement Budget for FY14 is submitted to the Board of Directors for its review and consideration. The annual budget is the most significant tool available to the District to set priorities for the Rancho Santa Fe Fire Protection District over the next year and beyond. This narrative intends to demonstrate that the District is fiscally prudent in proposing the necessary revenue and expenditures, while providing the highest level of emergency response, fire prevention, and administrative services.

Overview

In analyzing the FY14 budget, you will notice that the projected total operating revenue is down 4.7% compared to FY13 estimated revenue; and the projected FY14 total operating expenditures is down .1 % compared to FY13 estimated expenditures.

This year we are requesting a FY14 Operating Budget of \$11,285 (*in thousands*), which includes the depreciation expense of \$749K. The projected FY14 revenue will compare to the *FY13 estimate* at 6/30/13. The projected FY14 expenditures will compare to the *FY13 budget*.

Projected Revenues

We project the general fund revenues at \$11,553. These revenues provide a projected operating surplus of \$268.

The following summary of revenue changes is between FY14 **budget**, and the *FY13 estimate*:

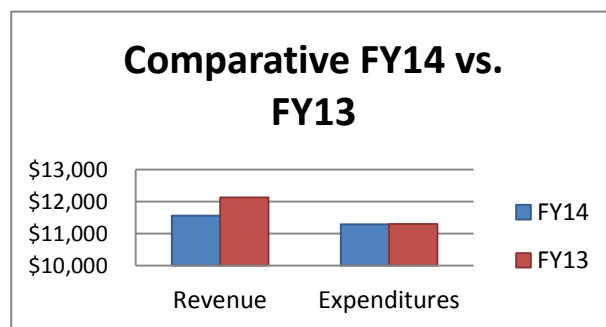
Revenue– \$11,553

Taxes & Assessments - ↑ .6% (\$55,000): tax revenue

has continued to stabilize over the past year with the District projecting a 2% increase over FY13 tax apportionment estimate. Additionally, we anticipate that the projected tax refunds will drop to \$91,000.

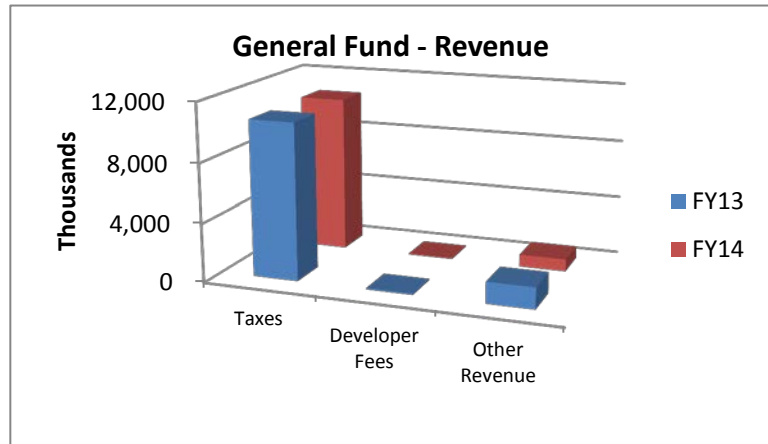
Lease - ↑ 6.8% (\$17,000) as the District will realize a full year's lease with North County Dispatch Joint Power Authority for space available at RSF1.

Administrative Fees - ↓ 72.6% (\$539,000): primarily based on the fire district no longer participating in the Management Services Agreement with the coastal agencies.




In addition to these general funds, we estimate that we will collect \$201,800 in restricted Fire Mitigation Fees and interest on these funds. At this time, there are no plans to expend any of these restricted funds.

Overall, the District is projecting a decrease of 4.7% or (\$576K) in the projected FY14 Total Operating Revenue.



Projected Operating Expenditures

Since the current fiscal year has not ended, the following is a summary of expenditure changes between FY14 **budget**, and the FY13 **budget**:



Personnel – \$8,793

Personnel costs decreased 2.8% over FY13 budgeted expenses. The primary changes are:

Salary- increased based on salary adjustments, CalPERS EPMC tradeoff, and the reinstatement of a Fire District Deputy Chief position.

Overtime- decreased Budget to Budget due to the decrease in average hours for sick leave, call back pay and training. A three-year data

average is used to analyze this category.

Retirement - decreased primarily due to the employees “picking up” their portion of the retirement contributions and an influx of new employees 2nd and legislated retirement tiers.

Contractual Services – \$1,249

Budget to budget, the FY14 Contractual Services category increased 1.5% (\$19,011) over FY13 numbers. This increase is primarily in the following areas: dispatching, other professional services and commercial insurance.

Material & Supply – \$493

Budget to budget, the FY14 Material and Supply category increased 16.8% (\$70,982) over FY13 numbers. The primary reason for the increase is the Safety and Hose/Nozzle categories. The Safety category increased mainly due to scheduled replacement of firefighting clothing, and the increase in Hose/Nozzle category is due to scheduled replacement of firefighting nozzles.

Mission: *To serve the public through the protection of life, environment and property from fire and other emergencies through prevention, preparedness, education, and response.*

Depreciation – \$749

Budget to budget, the depreciation expense was relatively neutral

Capital Expenditures

The District's Capital Replacement expenditures (Equipment, Facility, and Fleet) total \$805. It is anticipated to replace two staff vehicles and expend the cash for the approved fire engine from the FY13 budget. There are no planned expenditures for the funding source of fire mitigation fees. The following is a list of projects planned:

Expense/Project	Funding Source	Funding Source
	GF	FMF
Replacement of Type 1 Engine	\$685,000	
Replacement of a Command Vehicle	\$ 70,000	
Replacement of a Staff Vehicle	\$ 50,000	
Generator	\$ 35,000	
Microwave Metropolitan Area Wireless	\$ 36,215	\$108,635
Total	\$876,215	\$108,635

Budget Summary

The District expects that FY14 tax revenue will have a moderate increase and the refund of property taxes to stabilize. The FY14 planned expenditures are lower than FY13 resulting from the change in retirement contributions. District personnel continually evaluate and monitor all revenues and expenditures without sacrificing the high level of service we provide to the community.

The management staff continues to be proactive and is to be commended for their tireless and continued efforts in both research and preparation of the budget document.

Mission: *To serve the public through the protection of life, environment and property from fire and other emergencies through prevention, preparedness, education, and response.*



FY14

OPERATING EXPENDITURES

GENERAL FUND

Summary of Revenues, Expenditures

2013 - 2014

<i>(In Thousands)</i>	EST	Proposed		Change	
REVENUES	GF - 13	GF - 14	\$	%	
Total Revenues	\$12,129	\$11,553	(\$575,439)	(\$575)	-4.7%
EXPENDITURES					
Total Operating Expenditures	\$11,299	\$11,285	(\$13,803)	(\$14)	-0.1%
Operating Surplus (Deficit)	\$830	\$268	(\$561,635)	(\$562)	-67.7%

Summary Revenues, Expenditures - Operating Budget 2013 - 2014

<i>(In Thousands)</i>	EST	Proposed	Change	
REVENUES	GF - 13	GF - 14		%
Total Revenues	\$12,129	\$11,553	(\$576)	-4.7%
EXPENDITURES				
Personnel	\$9,262	\$8,793	(\$468)	-5.1%
Contractual Services	\$970	\$1,249	\$279	28.8%
Materials & Supplies	\$325	\$493	\$168	51.8%
Other Expenditures (Projects/Equipment/Prior Year)	(\$59)	\$0	\$59	
Depreciation	<u>\$801</u>	<u>\$749</u>	<u>(\$52)</u>	-6.5%
Total Operating Expenditures	\$11,299	\$11,285	(\$15)	-0.1%
 Operating Surplus (Deficit)	 \$830	 \$268	 (\$561)	 -67.7%

Summary - Operating Revenues

2013 - 2014

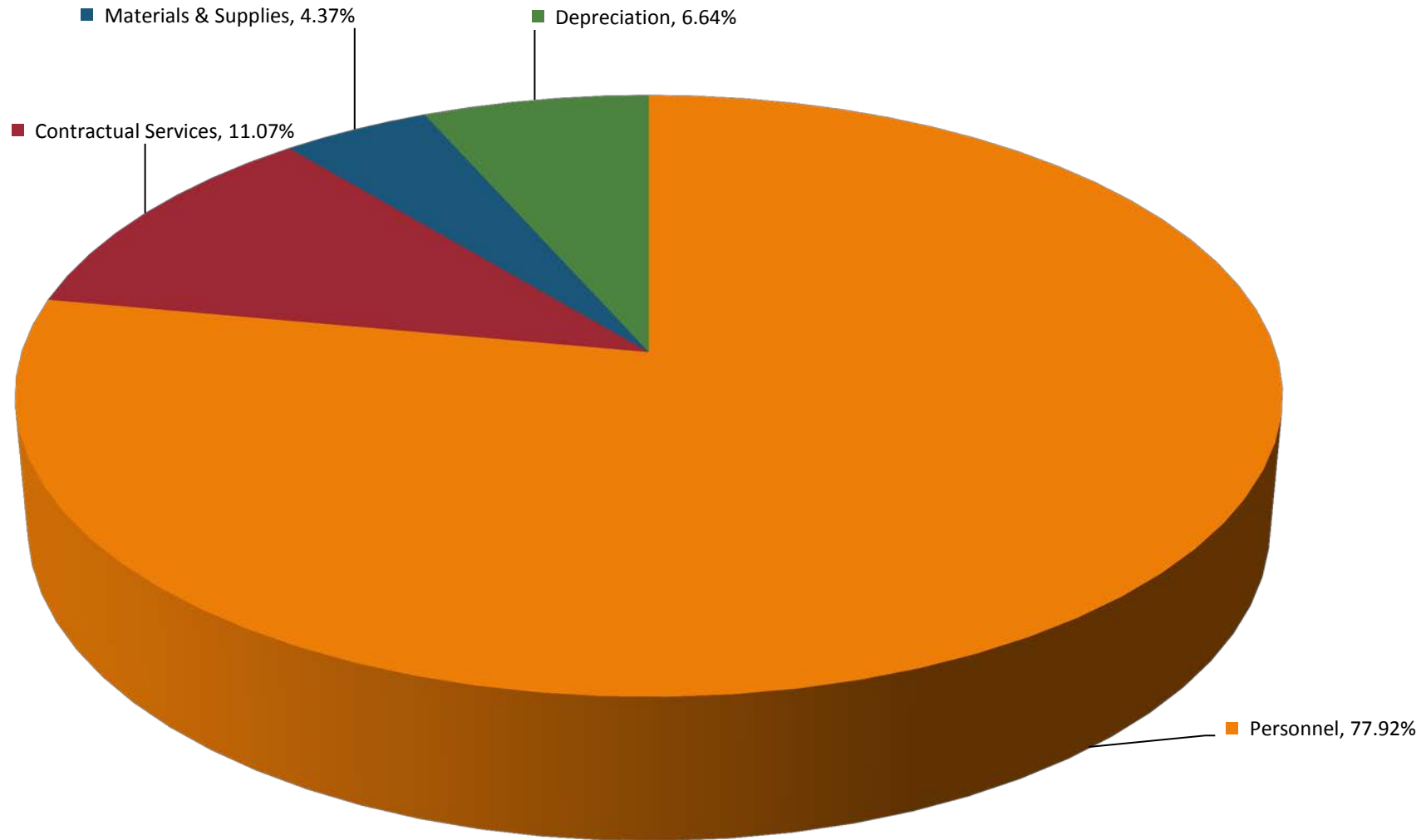
<i>(In Thousands)</i>	EST	Proposed	Change	
REVENUES	GF - 13	GF - 14		%
Taxes & Assessments	9,694	9,749	55	0.6%
Tax Refunds - Adjustment	(91)	(91)	0	0.0%
Benefit Fee	<u>999</u>	<u>999</u>	<u>0</u>	<u>0.0%</u>
Subtotal	10,602	10,656	55	0.6%
Developer Reimbursement/Revenue				
4S Ranch	0	0	0	
Rancho Cielo	71	<u>54</u>	(18)	<u>-25.0%</u>
Subtotal	71	54	(18)	-25.0%
Other Revenue				
Plan Checks	172	172	0	0.0%
Administrative Fees	742	203	(539)	-72.6%
Interest	45	53	8	17.5%
Lease	247	264	17	6.8%
Instructor/Training	8	15	8	102.6%
Grant	9	10	1	10.8%
FF/EMS Reimbursement	104	25	(79)	-75.9%
Other	<u>130</u>	<u>102</u>	<u>(28)</u>	<u>-21.8%</u>
Subtotal	1,456	844	(612)	-42.1%
 Total Operating Revenues	 <u>12,129</u>	 <u>11,553</u>	 <u>(575)</u>	 -4.7%

Summary Expenditures - Operating Budget 2013 - 2014

(In Thousands)	EST GF - 13	Proposed GF - 14	Change \$	%
EXPENDITURES				
Personnel				
Payroll				
Salary	\$5,022	\$5,037	\$15	0.3%
Emergency Response Compensation	\$0	\$0	\$0	
Management Services (Coop Eff)	\$234	\$0	(\$234)	-100.0%
Holiday Pay	\$137	\$173	\$37	26.8%
Overtime	\$922	\$854	(\$67)	-7.3%
Paramedic Incentive	\$28	\$24	(\$4)	-15.1%
Subtotal	\$6,343	\$6,088	(\$255)	-4.0%
Benefits				
Health Insurance + HRSA	\$1,020	\$1,130	\$110	10.8%
Life/LTD Insurance	\$17	\$19	\$2	13.4%
Medicare/Social Security	\$81	\$87	\$5	6.5%
Retirement	\$1,452	\$1,254	(\$197)	-13.6%
Unemployment	\$15	\$18	\$3	18.7%
Workers Compensation	\$313	\$174	(\$139)	-44.3%
Other	\$21	\$22	\$2	7.8%
Subtotal	\$2,919	\$2,705	(\$214)	-7.3%
TOTAL	\$9,262	\$8,793	(\$468)	-5.1%
Contractual Services				
Administration Fees	\$198	\$208	\$11	5.4%
Building/Facility Lease	\$28	\$29	\$1	2.0%
Dispatching	\$121	\$126	\$5	4.3%
Equipment Rental & Repairs	\$15	\$23	\$8	51.3%
Insurance	\$74	\$81	\$7	10.0%
Legal	\$13	\$20	\$8	60.0%
Meetings, Meals, Mileage	\$5	\$8	\$3	73.9%
Other Contractual/Professional Services	\$162	\$307	\$145	89.1%
Service Agreements	\$25	\$39	\$14	54.5%
Soil Contamination	\$1	\$3	\$2	246.6%
Training	\$45	\$69	\$23	51.7%
Utilities	\$186	\$196	\$10	5.6%
Vehicle Maintenance & Repairs	\$82	\$117	\$35	43.2%
All Other	\$15	\$22	\$7	45.0%
TOTAL	\$970	\$1,249	\$279	28.8%
Materials & Supplies				
Apparatus	\$21	\$23	\$2	8.2%
Computer	\$52	\$57	\$5	8.9%
Fuel	\$79	\$87	\$8	10.1%
Grants	\$12	\$10	(\$2)	
Office	\$32	\$37	\$5	15.5%
Safety	\$35	\$68	\$33	96.4%
Uniforms	\$20	\$26	\$6	33.0%
Programs/Public Education	\$2	\$8	\$5	219.5%
Hose, Nozzles, Foam	\$2	\$20	\$18	996.0%
Radio	\$3	\$23	\$20	717.1%
Station Maintenance/Supplies/Janitorial	\$36	\$42	\$6	16.3%
All Other	\$31	\$94	\$62	198.1%
TOTAL	\$325	\$493	\$168	51.8%
Other Expenditures (Projects/Equipment/Prior Year)	(\$59)	\$0	\$59	
TOTAL	(\$59)	\$0	\$59	
Depreciation	\$801	\$749	(\$52)	-6.5%
TOTAL Operating Expenditures	\$11,299	\$11,285	(\$14)	-0.1%

OPERATIONAL COST SUMMARY	ACTUAL FY12	BUDGET FY13	Est (06-30-13)	BUDGET FY14	Bgt vs Bgt % Change	Bgt vs Act % Change
Personnel	\$ 8,778,107	\$ 9,048,023	\$ 9,261,520	\$ 8,793,265	-2.8%	-5.1%
Contractual	\$ 984,953	\$ 1,229,852	\$ 969,990	\$ 1,248,864	1.5%	28.8%
Material & Supply	\$ 338,397	\$ 422,499	\$ 325,084	\$ 493,481	16.8%	51.8%
Prior Year Expense	\$ 1,487	\$ -	\$ (58,897)	\$ -		
Depreciation	\$ 659,367	\$ 751,621	\$ 801,449	\$ 749,474	-0.3%	-6.5%
TOTAL OPERATING COSTS BEFORE CAPITAL OUTLAY	\$ 10,762,310	\$ 11,451,995	\$ 11,299,146	\$ 11,285,083	-1.5%	-0.1%
Capital						
Equipment - GF	\$ 35,000	\$ 35,000	\$ -	\$ 35,000		
Equipment - FMF	\$ -	\$ -	\$ -	\$ -		
Facility - GF	\$ 36,215	\$ 36,215	\$ -	\$ 36,215		
Facility - FMF	\$ 108,644	\$ 108,644	\$ -	\$ 108,644		
Fleet - GF	\$ 45,000	\$ 45,000	\$ 32,959	\$ 805,000		
Fleet - FMF	\$ 45,000	\$ -	\$ -	\$ -		
	\$ 269,859	\$ 224,859	\$ 32,959	\$ 984,859		
Total GF	\$ 116,215	\$ 116,215	\$ 32,959	\$ 876,215		
Total FMF	\$ 153,644	\$ 108,644	\$ -	\$ 108,644		
	\$ 269,859	\$ 224,859	\$ 32,959	\$ 984,859		

FY14 Operating Budget - Expenditures



RANCHO SANTA FE FIRE PROTECTION DISTRICT
ESTIMATED - CASH NET ASSETS FOR FY13 & FY14

General Fund

	FUND TOTAL	FY13	FUND TOTAL	FY14	%
Cash - Beginning		13,153		13,854	
June 30 Receivables		377		0	
June 30 Restricted Cash & Cash Equivalents		534		0	
June 30 Prepay		6		0	
June 30 Transfer in (out)		0		0	
		14,069		13,854	-1.5%
June 30 Liabilities		(779)		0	
BEGINNING - NET CASH ASSETS		<u>13,291</u>		<u>13,854</u>	4.2%

PROJECTED REVENUE

Taxes & Assessments	10,602	10,656
Interest	45	53
Developer Reimbursement	71	54
Lease Revenue	247	264
Other Revenue	251	152
Fees	914	375
Fire Mitigation Fees	0	0
Total Projected Revenue	12,129	11,553

PROJECTED EXPENDITURES

Personnel Costs	9,262	8,793
Maintenance & Operating Costs	1,236	1,742
Capital/Project Expenditures	0	0
Depreciation Expense	801	749
Total Operating Expenditures	11,299	11,285

Operating Surplus - \$	830	268
Capital/Project Expenditures	(33)	(985)
CalPERS Payment	0	0
Soil Contamination	<u>0</u>	<u>0</u>
SUBTOTAL	14,088	13,137
Liabilities (includes soil contamination & compensated absences)	(1,035)	(1,035)
Transfer in/out (FMF)	0	109
Depreciation Expense	<u>801</u>	<u>749</u>
ENDING - NET CASH ASSET (Deficit)	<u>13,854</u>	<u>12,960</u>

Fire Mitigation Fund

Cash - Beginning	128	343	
June 30 Receivables	128	0	
June 30 Restricted Cash & Cash Equivalents	0	0	
June 30 Prepay	0	0	
June 30 Transfer in (out)	0	0	
	<u>256</u>	<u>343</u>	
June 30 Liabilities	<u>(165)</u>	<u>0</u>	
BEGINNING - NET CASH ASSETS	91	343	279.0%

PROJECTED REVENUE

Interest	1	1	
Fire Mitigation Fees	<u>252</u>	<u>202</u>	
Total Projected Revenue	253	203	-19.9%

PROJECTED EXPENDITURES

Total Operating Expenditures	0	(109)
Excess Revenue over Expenditure	253	94
Transfers in(out)	0	0
Net Change in Fund Balance	253	94

CASH ASSETS - 6/30 343 437 27.3%

LIABILITIES & FUND EQUITY

Restricted Reserves			
Fire Mitigation	<u>343</u>	<u>437</u>	
TOTAL LIABILITIES & FUND BALANCE	<u>343</u>	<u>437</u>	27.3%
ENDING - NET CASH ASSETS (Deficit)-ALL FUNDS	14,198	13,397	-5.6%

**FISCAL YEARS - FY12; FY13; FY14
ESTIMATE & PROJECTED REVENUE**

	Financial Statements FY 12	BUDGET FY 13	Est (06/30/13) FY 13	PROPOSED FY 14	BGT vs. BGT	BGT vs. EST
Revenue						
Taxes & Assessments	9,495,603	9,235,200	9,693,612	9,748,600	5.6%	0.6%
Tax Refunds - Adjustment	(187,705)	(175,000)	(91,209)	(91,300)	-47.8%	0.0%
Benefit Fee	1,014,734	999,000	999,218	999,000	0.0%	0.0%
Weed Abatement Assessment	0	0	0	0		
Interest Income	45,009	38,300	45,009	53,000	38.4%	17.5%
Plan Reviews	171,598	94,600	171,598	171,600	81.4%	0.0%
EMS First Responder	13,447	16,100	13,447	14,500	-9.9%	7.8%
CSA-17	46,515	46,800	46,515	46,800	0.0%	0.5%
Firefighting Reimbursement (FEMA/OES)	103,621	25,000	103,621	25,000	0.0%	-75.9%
Fuel Tank Reimbursement	0	0	0	0		
Grant Revenue	9,025	10,000	9,025	10,000	0.0%	10.8%
Assets				0		
Sale of Assets	109	6,000	109	5,000	-16.7%	4485.1%
Contributed				0		
Miscellaneous	67,353	29,100	67,353	32,900	13.1%	-51.2%
Hydrant Maintenance	2,610	5,700	2,610	2,700	-52.6%	0.0%
Instructor/Training Revenue	7,600	15,400	7,600	15,400	0.0%	102.6%
Developer Reimbursement/Revenue				0		
4-S Ranch Reim Personnel				0		
Rancho Cielo	71,439	132,400	71,439	53,600	-59.5%	-25.0%
Lease Revenue				0		
SDMS	72,202	81,900	77,900	78,900	-3.7%	1.3%
Verizon	685	72,200	72,202	75,500	4.6%	4.5%
NCDJPA	77,760	22,800	18,618	26,400	15.8%	41.8%
RSF Association	18,618	80,100	77,760	82,500	3.0%	6.1%
Verizon (Generator)	77,900	700	685	700	0.0%	-7.6%
Administrative Fees	741,615	738,800	741,615	203,000	-72.5%	-72.6%
Subtotal	11,849,738	11,474,500	12,128,727	11,553,300	0.7%	-4.7%
Expenditures - (GF)						
- Personnel	9,261,520	9,048,100	9,261,520	8,793,300	-2.8%	-5.1%
- Contractural Costs; Material & Supplies; PY Expenses	1,324,837	1,652,400	1,236,177	1,742,400	5.4%	40.9%
Subtotal	10,586,357	10,700,400	10,497,697	10,535,700	-1.5%	0.4%
- Depreciation Expense	659,364	751,700	801,449	749,500	-0.3%	-6.5%
Total Operating Expenditures	11,245,720	11,452,100	11,299,146	11,285,100	-1.5%	-0.1%
Operating Surplus (Deficit)	604,018	22,400	829,581	268,300		
- Project Expenditures						
- Other Exenditures - Capital	32,959	799,900	32,959	984,900		
Total Expenditures (minus depreciation)	10,619,316	11,500,300	10,530,656	11,520,500		
Net Surplus (Deficit)	1,230,422	(\$25,800)	\$1,598,071	32,900		
- Other financing sources (transfers in/out)	1,447,686	108,700	0	0		
Cash Surplus (Deficit)	2,678,108	82,800	1,597,971	32,900		
Designated Capital Revenue						
Annexation Fees						
Fire Mitigation Fee Interest	6,547	3,300	651	700		
Fire Mitigation Fees	328,048	284,200	252,128	201,800		
Subtotal	334,594	287,400	252,779	202,400		
Designated Capital Revenue Expenditures						
FMF Expenditures						
Transfer in/out	1,447,686	108,700	0	108,700		
Total Expenditures - (FMF)	1,447,686	108,700	0	108,700		
Cash Surplus (Deficit)	(1,113,092)	\$178,800	\$252,779	93,800		
Prior Year Adjustments						
RESERVE Surplus (Deficit) - All Funds	1,565,016	261,600	1,850,850	126,600		



FY14

CAPITAL EXPENDITURES

GENERAL FUND

&

FIRE MITIGATION FUND

SUMMARY OF PROPOSED CAPITAL EXPENDITURES - EQUIPMENT
FISCAL YEAR 13-14

GENERAL FUND

ASSETS

Description	FY12	BUDGET	Est (6-30-13)	FY14	FY15	FY16	FY17	FY18	FY19
		FY13	FY13						
Generator (Admin)	\$ -	\$ 35,000	\$ -	\$ 35,000	\$ -	\$ -	\$ -	\$ -	\$ -
		\$ 35,000	\$ -	\$ 35,000	\$ -	\$ -	\$ -	\$ -	\$ -

FIRE MITIGATION FUND

ASSETS

Description	FY12	BUDGET	Est (6-30-13)	FY14	FY15	FY16	FY17	FY18	FY19
		FY13	FY13						
No proposed expenditures		\$ -	\$ -	\$ -	\$ -	\$ -	\$ -	\$ -	\$ -
Total Proposed Asset Expenditures		\$ -	\$ -	\$ -	\$ -	\$ -	\$ -	\$ -	\$ -
TOTAL		\$ 35,000	\$ -	\$ 35,000	\$ -	\$ -	\$ -	\$ -	\$ -

SUMMARY OF PROPOSED CAPITAL EXPENDITURES - FACILITY
FISCAL YEAR 13 - 14

GENERAL FUND

FACILITY REPLACEMENT - IMPROVEMENT

Project #	Description	Funding %	Project Exp - YTD	FY12	BUDGET FY13	Est (6-30-13) FY13	FY14	FY15	FY16	FY17	FY18	FY19
03-01	Replacement of Fairbanks Fire Station - <i>Committee Approved (FY04)</i>	25%										
	Design & Construction		\$ 4,727,746.00	\$ 431,135.69	\$ -							
	Furnishings & Equipment - New		\$ 11,721.16	\$ 3,651.82	\$ -							
09-03	Administration Building (New) <i>Committee Approved (08/09)</i>	25%										
	Facility		\$ 1,711,738.89									
	Furnishings & Equipment - New		\$ 188,392.24	\$ 5,400.86			\$ -					
10-01	Microwave Metropolitan Area Wireless Network <i>Committee Approved (FY10) - Est \$153,000</i>	25%	\$ -	\$ 2,035.35	\$ 36,214.65	\$ -	\$ 36,214.65	\$ -	\$ -	\$ -	\$ -	\$ -
	SUBTOTAL				\$ 36,214.65	\$ -	\$ 36,214.65	\$ -	\$ -	\$ -	\$ -	\$ -

FIRE MITIGATION FUND

FACILITY REPLACEMENT/IMPROVEMENT

Project #	Description	Funding %		FY12	BUDGET FY13	Est (6-30-13) FY13	FY14	FY15	FY16	FY17	FY18	FY19
03-01	Replacement of Fairbanks Fire Station - <i>Committee Approved (FY04)</i>	75%										
	Design & Construction		\$ 3,892,729.00	\$ 1,293,407.07	\$ -		\$ -					
	Furnishings & Equipment - New		\$ 10,644.26	\$ 10,955.47	\$ -		\$ -					
09-03	Administration Building (New) <i>Committee Approved (FY09)</i>	75%					\$ -	\$ -	\$ -	\$ -	\$ -	\$ -
	Facility		\$ 1,711,738.89									
	Furnishings & Equipment - New		\$ 172,100.47									
10-01	Microwave Metropolitan Area Wireless Network <i>Committee Approved (FY10) - Est \$153,000</i>	75%	\$ -	\$ 6,106.06	\$ 108,643.94		\$ 108,643.94	\$ -	\$ -	\$ -	\$ -	\$ -
	SUBTOTAL			\$ 1,310,468.60	\$ 108,643.94	\$ -	\$ 108,643.94	\$ -	\$ -	\$ -	\$ -	\$ -
TOTAL				\$ 1,310,468.60	\$ 144,858.59	\$ -	\$ 144,858.59	\$ -	\$ -	\$ -	\$ -	\$ -

SUMMARY OF PROPOSED CAPITAL EXPENDITURES - VEHICLE & APPARATUS
FISCAL YEAR 13-14

GENERAL FUND

VEHICLE & APPARATUS REPLACEMENT

ID/Vehicle Type	Year	FY12	BUDGET FY13	Est (6-30-13) FY13	FY14	FY15	FY16	FY17	FY18	FY19
Reserve Vehicles										
0383 - Command	2003									
0781 - Command	2007									
9611 -Engine - (Type I)	1996									
9511 -Engine - (Type I)	1995									
VEHICLE REPLACEMENT RESERVES										
0211 - Engine (Type I)	2002				685,000					
0261 - Water Tender	2002							\$ 300,000		
0262 - Brush (Type III)	2002								390,000	
0281 - Staff	2002		\$ 45,000							
0311 - Engine - (Type I)	2003					\$ 719,250				
0312 -Engine - (Type I)	2003						\$ 755,213			
0382 - Staff	2003				\$ 50,000					
0384 - Staff	2003					\$ 50,000				
0561 - Brush (Type III)	2005									
0811 - Engine - (Type I)	2008									\$755,213
0881 - Command	2008				\$ 70,000					
0981 - Staff	2009									\$ 80,000
0982 - Staff	2009					\$ 75,000				
1081 - Staff	2001									
1181 - Staff	2011	\$ 14,430	\$ -							
1281 - Command	2012	\$ 64,270		\$ 1,330						
1282 - Command	2012	\$ 75,188								
1381 - Staff (Vehicle Purchase to replace ID 0281	2013	\$ -	\$ -	\$ 31,629	\$ -	\$ -	\$ -	\$ -	\$ -	\$ -
		\$ 153,888	\$ 45,000	\$ 32,959	\$ 805,000	\$ 844,250	\$ 755,213	\$ 300,000	\$ 390,000	\$ 835,213

FIRE MITIGATION FUND

VEHICLE & APPARATUS REPLACEMENT

ID/Vehicle Type	Year	FY12	BUDGET FY13	Est (6-30-13) FY13	FY14	FY15	FY16	FY17	FY18	FY19
Nothing planned				\$ -			\$ -	\$ -	\$ -	\$ -
TOTAL			\$ 45,000	\$ 32,959	\$ 805,000	\$ 844,250	\$ 755,213	\$ 300,000	\$ 390,000	\$ 835,213

FY14

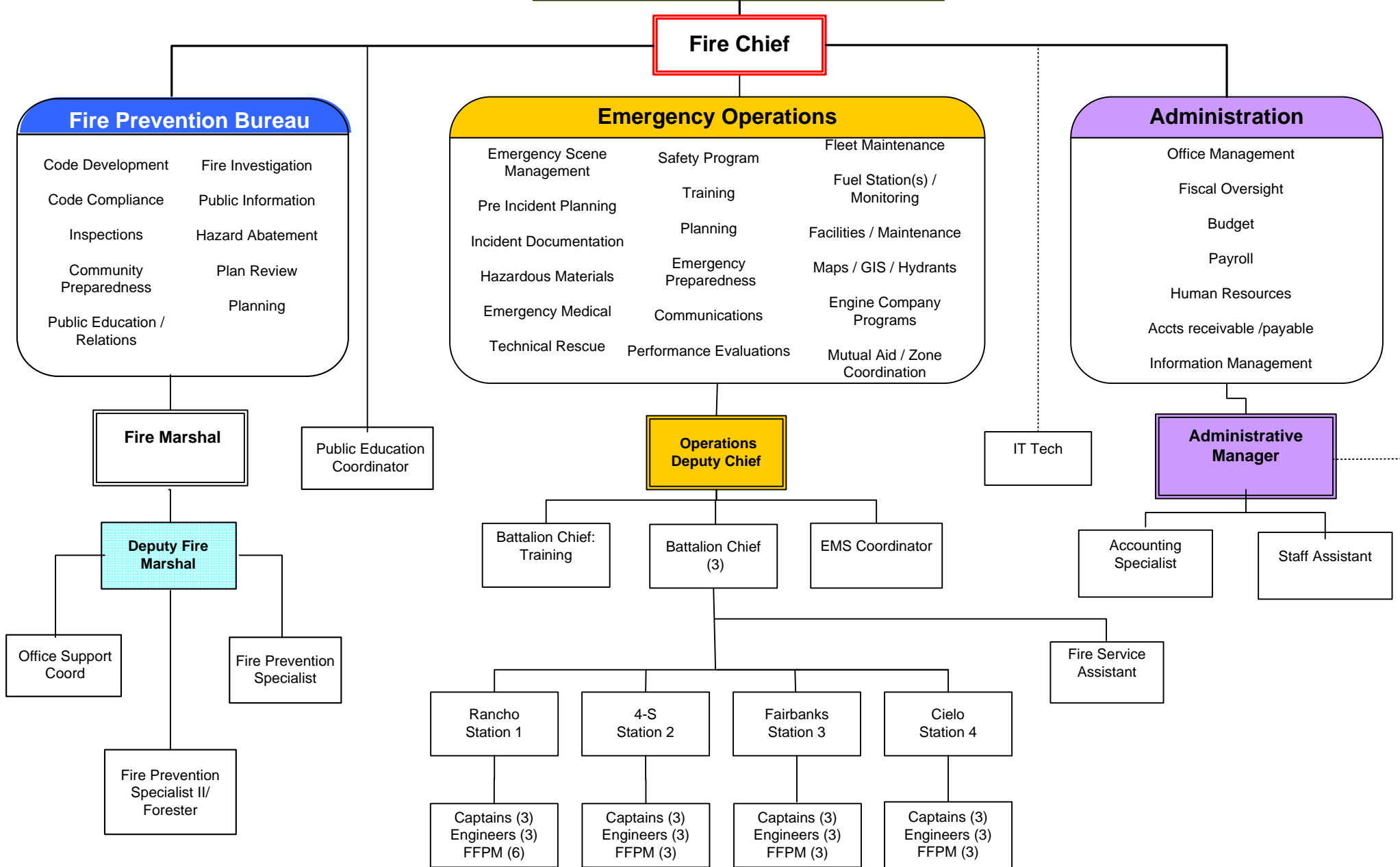
ORGANIZATION CHART
PERSONNEL
EQUIPMENT
FACILITY
FLEET

AUTHORIZED PERSONNEL

Positions	FY 13 Authorized	Changes	FY14
<i>Fire Administration</i>			
Fire Chief	1	0	1
Deputy Chief	0	1	1
Fire Marshal ¹	1	0	1
Administrative Manager	1	0	1
Battalion Chief ²	5	-1	4
Staff Assistant/Office Support Coordinator (Admin & Prevention)	2	0	2
Accounting Specialist	1	0	1
Deputy Fire Marshal	1	0	1
Fire Prevention Specialist	0	1	1
Public Education Coordinator	1	0	1
Fire Prevention Specialist II/Forester	1	0	1
EMS Coordinator	1	0	1
<i>Suppression</i>			
Captain	12	0	12
Engineer	12	0	12
Firefighter/Paramedic	15	0	15
TOTAL	54	1	55

1. Fire Marshal – position not funded in budget
2. Battalion Chief –position will collapse with the addition of the deputy chief

Board of Directors



2013-2014 Equipment - DEPRECIATION EXPENSE & ACCUMULATED RESERVES

Description	Cost	Addition	Date in Service	Year in Service	Depreciation Schedule - Years	Depreciation Annual Expense	Jun 2013	2014	2013/14	Jun 2014
							Accumulated Reserves		Depreciation Expense	Accumulated Reserves
Turnout Washer	\$ 52,595.00		6/30/2005	2005	5		52,595.00	9.00		52,595.00
Hydraulic Rescue Tool	\$ 22,400.00		6/30/2005	2005	15	1,493.31	13,440.00	9.00	1,493.33	14,933.33
File Server	\$ 16,279.35		7/13/2005	2005	3	0.00	16,279.35	9.00		16,279.35
Printer-Scanner-Plotter	\$ 23,536.62		1/31/2007	2007	7	3,362.37	21,575.24	7.42	1,961.39	23,536.62
Hydraulic Rescue Tool #2	\$ 18,360.89		1/1/2008	2008	15	1,224.06	6,732.33	6.05	1,224.06	7,956.39
Thermal Imaging Camera #1	\$ 11,201.25		5/1/2009	2009	5	2,240.25	9,334.38	5.17	1,866.88	11,201.25
Thermal Imaging Camera #2	\$ 11,201.25		5/1/2009	2009	5	2,240.25	9,334.38	5.17	1,866.88	11,201.25
Copier	\$ 19,921.64		11/1/2009	2009	5	3,984.33	14,277.18	4.58	3,984.33	18,261.50
Phone System - Admin	\$ 24,495.83		3/31/2011	2011	5	4,899.17	11,019.77	3.25	4,899.17	15,918.93
Office Furnishings - Admin (Rancho Cielo)	\$ 101,728.23		3/31/2011	2011	10	10,172.82	22,881.88	3.25	10,172.82	33,054.71
File Server - Fairbanks	\$ 11,721.16		3/31/2011	2011	7	1,674.45	3,766.37	3.25	1,674.45	5,440.82
File Server - Admin	\$ 41,143.18		3/31/2011	2011	7	5,877.60	13,220.57	3.25	5,877.60	19,098.16
Board Room Dias Furnishings - Admin	\$ 21,025.00		4/16/2011	2011	10	2,102.50	4,642.78	3.21	2,102.50	6,745.28
	<u>\$ 375,609.40</u>					<u>39,271.11</u>	<u>199,099.18</u>		<u>37,123.38</u>	<u>236,222.56</u>
									Acc Dep - 2013	199,099.18
									Ann Dep - 2014	37,123.38
									Adj Dep - 2014	
									Acc Dep - 2014	<u>236,222.57</u>

2013-14 STATION LOCATION - DEPRECIATION EXPENSE & ACCUMULATED RESERVES

Station Locations	Cost	Addition	Year in Service	Depreciation Schedule - Years	Depreciation Annual Expense	Jun 2013 Accumulated Reserves	2014	2013-14 Depreciation Expense	Jun 2014 Accumulated Reserves
16936-1/2 El Fuego (Admin)	1,294,645.00		1992	40	\$ 32,366.13	\$ 679,689.27	22.00	\$ 32,366.13	\$ 712,055.40
Admin Bldg	112,623.07		2007	26	\$ 4,331.66	\$ 36,097.10	7.00	\$ 4,331.66	\$ 40,428.76
16936 El Fuego (Stn)	2,922,332.00		1999	40	\$ 73,058.30	\$ 1,022,817.00	15.00	\$ 73,058.30	\$ 1,095,875.30
Pavers	44,176.00		2008	30	\$ 1,472.53	\$ 6,994.53	5.75	\$ 1,472.53	\$ 8,467.07
6424 El Apajo Completed 03/26/2012	4,854,008.00		2012	40	\$ 121,350.20	\$ 121,350.20	2.00	\$121,350.20	\$ 242,700.40
16930 Four Gee Road	3,180,000.00		2003	40	\$ 79,500.00	\$ 795,000.00	11.00	\$ 79,500.00	\$ 874,500.00
16930 Four Gee Road - Training Tower	1,563,252.00		2004	40	\$ 39,081.30	\$ 351,731.70	10.00	\$ 39,081.30	\$ 390,813.00
Training Facility Concrete	27,000.00		2006	38	\$ 710.53	\$ 6,394.75	8.00	\$ 710.53	\$ 7,105.27
16930 Four Gee Road - Storage Facility	190,225.35		2007	40	\$ 4,755.63	\$ 28,533.80	7.00	\$ 4,755.63	\$ 33,289.44
18040 Calle Ambiente	3,180,000.00		2005	40	\$ 79,500.00	\$ 622,750.00	8.83	\$ 79,500.00	\$ 702,250.00
								\$ -	
Admin Bldg (Rancho Cielo)	<u>1,699,885.47</u>		2011	40	\$ 42,497.14	\$ 93,610.13	3.20	\$ 42,497.14	\$ 136,107.27
	<u>19,068,146.89</u>				<u>478,623.41</u>	<u>3,764,968.48</u>		<u>478,623.41</u>	<u>4,243,591.90</u>

\$ 121,350.20

Acc Dep - 2013	30-Jun	\$ 3,764,968.48
Ann Dep - 2014		\$ 478,623.41
Adj Dep - 2014		\$ -
Acc Dep - 2014	30-Jun	<u>\$ 4,243,591.90</u>

2013-2014 Fleet Inventory & Est Cost Replacement Schedule

Unit ID	Type	Year	Location	Replacement Year	Est Cost Replacement	2012/13	2013/14	2014/15	2015/16	2016/17	2017/18	2018/19	2019/20
0281	Staff	2002	Fire Prevention	2012/2013	\$ 45,000	\$ 45,000							
0211	Engine - Type I	2002	RSF2	2013/2014	\$ 575,000		\$ 685,000						
0382	Staff	2003	Fire Prevention	2013/2014	\$ 50,000		\$ 50,000						
0881	Command	2008	Fire Chief	2013/2014	\$ 70,000		\$ 70,000						
0311	Engine - Type I	2003	FBR	2014/2015	\$ 600,000			\$ 719,250					
0384	Staff	2003	Fire Prevention	2014/2015	\$ 50,000			\$ 50,000					
0982	Command	2009	Training Chief	2014/2015	\$ 75,000			\$ 75,000					
0312	Engine - Type I	2003	Cielo	2015/2016	\$ 615,000				\$ 755,213				
0261	Water Tender	2002	RHO	2016/2017	\$ 300,000					\$ 300,000			
0262	Brush - Type III	2002	4S	2017/2018	\$ 390,000						\$ 390,000		
0811	Engine - Type I	2008	RHO	2018/2019	\$ 600,000							\$ 600,000	
0981	Staff	2009	Utility - RHO	2018/2019	\$ 80,000							\$ 80,000	
1381	Staff - Explorer	2013	Fire Prevention	2019/2020	\$ 41,118								\$ 50,000
0561	Brush - Type III	2005	RHO	2020/2021	\$ 450,000								
1181	Staff	2011	Public Education Coordinator	2020/2021	\$ 42,000								
1281	Command	2012	Battalion Chief	2021/2022	\$ 77,124								
1282	Staff	2012	Fire Prevention	2021/2022	\$ 47,500								
0681(1081)	Staff - Explorer	2006	EMS Coordinator										
RESERVE													
0383	Command	2003	Reserve - RSF4										
0781	Command	2007	Reserve - Battalion Chief										
9511	Engine - Type I	1995	Reserve - RSF2										
9611	Engine - Type I	1996	Reserve - RSF3			\$ -	\$ -	\$ -	\$ -	\$ -	\$ -	\$ -	\$ -
					\$ 4,107,743	\$ 45,000	\$ 805,000	\$ 844,250	\$ 755,213	\$ 300,000	\$ 390,000	\$ 680,000	\$ 50,000

Asset No	Description	Year	Location	Est Replacement	Actual Cost	Date in Service	Depreciation Schedule	Annual Depreciation	June 30, 2013 Accumulated Depreciation	2014	2013 (Inc Adj)	June 30, 2014 Accumulated Depreciation
0211	Engine - Type I	2002		2011/2012	\$ 430,996.00	1-Jul-02	10	\$ 43,099.60	\$ 430,996.50	12.00		\$ 430,996.50
0384	Staff	2003		2011/2012	\$ 32,787.00	30-Jun-04	5	\$ 3,278.70	\$ 32,787.00	11.00		\$ 32,787.00
0281	Staff	2002		2012/2013	\$ 20,843.00	1-Jul-02	5	\$ 2,084.30	\$ 20,843.00	12.00		\$ 20,843.00
0382	Staff	2003		2012/2013	\$ 29,640.00	30-Jun-04	5	\$ 2,964.00	\$ 29,640.00	11.00		\$ 29,640.00
0311	Engine - Type I	2004		2013/2014	\$ 412,007.00	30-Jun-04	10	\$ 41,200.70	\$ 370,806.30	10.00	\$ 41,200.70	\$ 412,007.00
0312	Engine - Type I	2004		2014/2015	\$ 412,007.00	30-Jun-04	10	\$ 41,200.70	\$ 370,806.30	10.00	\$ 41,200.70	\$ 412,007.00
0881	Command	2008		2014/2015	\$ 43,291.22	7-Nov-07	5	\$ 4,329.12	\$ 43,291.22	6.67		\$ 43,291.22
0981	Staff	2009		2014/2015	\$ 29,842.38	1-Mar-09	5	\$ 2,984.24	\$ 22,879.16	5.33	\$ 2,984.24	\$ 25,863.40
0982	Command	2009		2014/2015	\$ 42,294.21	30-Jun-09	5	\$ 4,229.42	\$ 29,605.95	5.00	\$ 4,229.42	\$ 33,835.37
0681(1081)	Staff - Explorer	2006	EMS Coordinatior	2015/2016	\$ 8,400.00	24-Aug-11	10	\$ 840.00	\$ 7,416.62	8.83	\$ 840.00	\$ 8,256.62
0261	Water Tender	2002		2016/2017	\$ 204,528.00	1-Jul-02	15	\$ 20,452.80	\$ 156,804.60	12.00	\$ 20,452.80	\$ 177,257.40
1181	Staff - Explorer	2011		2016/2017	\$ 27,385.48	1-Jun-11	5	\$ 2,738.55	\$ 9,568.14	3.08	\$ 2,738.55	\$ 12,306.69
0262	Brush - Type III	2002		2017/2018	\$ 278,104.00	1-Jul-02	15	\$ 27,810.40	\$ 213,212.82	12.00	\$ 27,810.40	\$ 241,023.22
0811	Engine - Type I	2008		2018/2019	\$ 483,367.58	1-Apr-08	10	\$ 48,336.76	\$ 253,767.98	6.25	\$ 48,336.76	\$ 302,104.74
0561	Brush - Type III	2005		2020/2021	\$ 287,663.00	30-Jun-05	15	\$ 28,766.30	\$ 163,655.97	9.00	\$ 28,766.30	\$ 192,422.27
1381	Staff-Escape	2013		2020/2021	\$ 31,629.38	1-Jun-13	6	\$ 3,162.94	\$ 263.58	1.08	\$ 3,426.52	\$ 3,690.09
1281	Command - Exp	2012		2021/2022	\$ 64,270.30	1-Jul-12	5	\$ 6,427.03	\$ 19,281.09	2.00	\$ 6,427.03	\$ 25,708.12
1282	Staff - Ford F150	2012		2021/2022	\$ 50,555.58	1-May-12	5	\$ 5,055.56	\$ 15,166.67	3.20	\$ 5,055.56	\$ 20,222.23
RESERVE												
0383	Command	2003	Reserve - RSF4		\$ 34,881.00	30-Jun-04	5		\$ 34,881.00	10.00	\$ -	\$ 34,881.00
0781	Command	2007	Reserve - Battalion Chief		\$ 64,814.02	31-Dec-06	5	\$ 6,481.40	\$ 64,814.02	7.50		\$ 64,814.02
9511	Engine - Type I	1995	Reserve - RSF2		\$ 129,234.84				\$ -	18.00	\$ -	\$ -
9611	Engine - Type I	1996	Reserve - RSF3		\$ 475,000.00				\$ 475,000.00	18.00		\$ 475,000.00
					\$ 3,593,540.99			\$ 295,442.52	\$ 2,765,487.92		\$ 233,468.97	\$ 2,998,956.89

Accumulated Depreciation 2013 \$ 2,765,487.92
 Annual Depreciation 2013 \$ 233,468.97
 Accumulated Depreciation 2013 \$ 2,998,956.89
 Adjustment \$ -
 REVISED Accumulated Depreciation 2013 \$ 2,998,956.89